



AMS Connect is our Health System enterprise-wide, secure, mobile paging solution.

Open Comp Portal

Install AMSCConnect

Open App

Designate Health
System as Institution

Log In with Network
Username and
Password

Install AMSCConnect

Users must be provisioned by the Pager Warehouse at The University of Kansas Health System. This must be done after the Intune install and prior to end user attempting to login into AMSCConnect. Users should log into AMSCConnect once they have received an email from the Pager Warehouse. Provisioning may take up to 24 hours or less to occur.

AMSCConnect Provisioning Steps

- Manager requests for physical pagers (**physical pagers required**)
 - Please complete the **Add or Remove from paging request.docxform** and email it to the Pager Warehouse (pagerwarehouse@kumc.edu).
- Manager requests for pager number **ONLY** (**no physical pager required**)
 - Please send an email to Pager Warehouse (pagerwarehouse@kumc.edu) and include the below information for person requiring a pager number:
 - Name (person needing pager number):
 - Email:
 - Username:
 - Dept Name / Cost Center:
 - Paging Account Identifier (Account# /Name): F1-22520 / KUMed Hospital Authority
 - Indicate "No physical pager required"

General Info

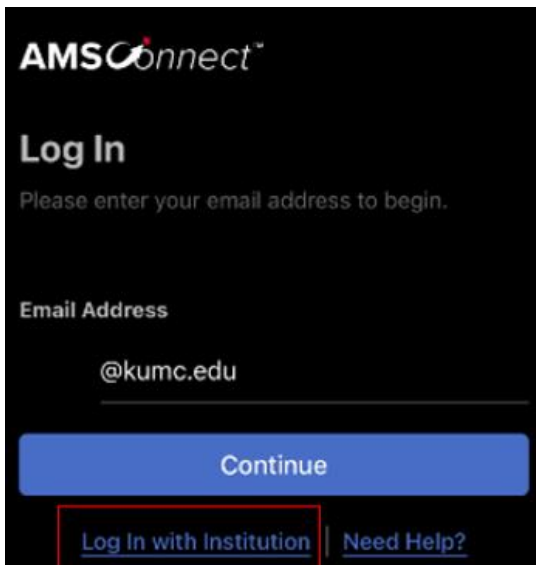
- Pager Warehouse Contact Info:
 - Phone number: 913-588-2337
 - Email: pagerwarehouse@kumc.edu
- ITS Service Desk
 - Phone number: 913-945-9999 (Option 1)
 - Log MyIT ticket: [Report O2 Issue](#) (Follow link and complete the form)
 - Email: hits_servicedesk@kumc.edu

To comply with hospital policies and ensure patient safety, Microsoft Intune (Comp Portal) is required on your personal device prior to installing this hospital app. If your device is lost or stolen, hospital apps can be removed. For instructions on installing Intune, please refer to [Intune Install](#) tip sheet.

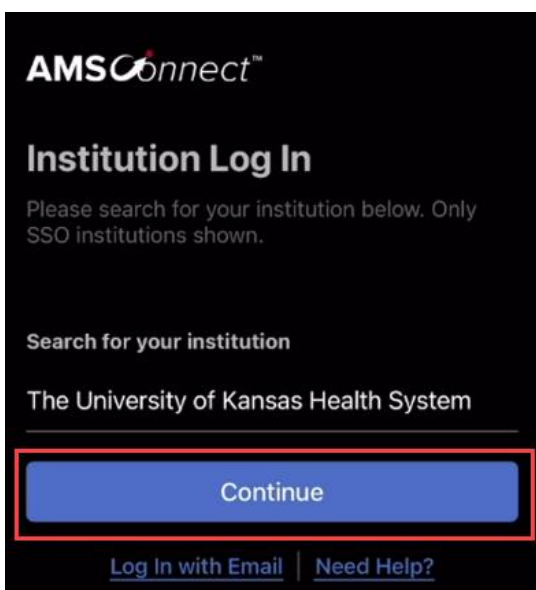
1. Open **App Drawer** (list of all phone apps)
2. Select **Work** profile at the top
3. Open **Play Store**
4. Find and tap **AMS Connect**
5. Tap **Install**.

Sign into AMSConnect

1. **Open** AMS Connect app.
2. At first login, enter your kumc email address and select **Log In with Institution**.



3. **Search** for your institution **The University of Kansas Hospital** and select **Continue**.



4. On **The University of Kansas Health System** page enter your kumc email address and select **Next**.

Cancel The University of Kansas Health...

THE UNIVERSITY OF KANSAS HEALTH SYSTEM
KU MEDICAL CENTER
The University of Kansas

Single Sign-On

Email Address

Next

Secured by Duo

5. Enter kuha password and select **Log In** to initiate DUO Push Notification.

Cancel The University of Kansas Health...

THE UNIVERSITY OF KANSAS HEALTH SYSTEM
KU MEDICAL CENTER
The University of Kansas

Single Sign-On

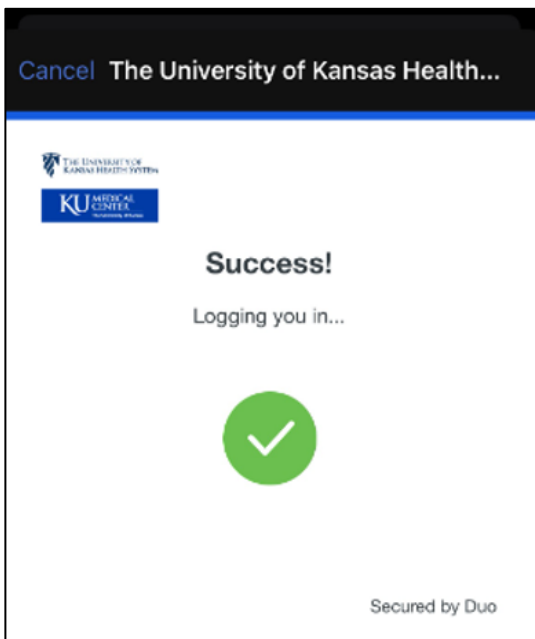
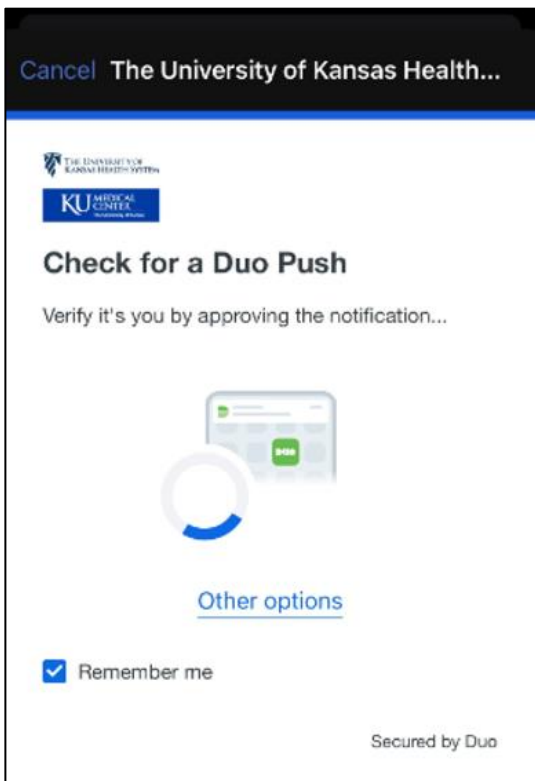
@kumc.edu [edit](#)

Password

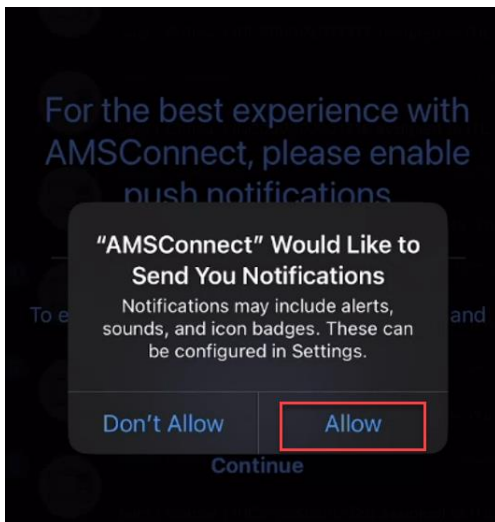
Log in

Secured by Duo

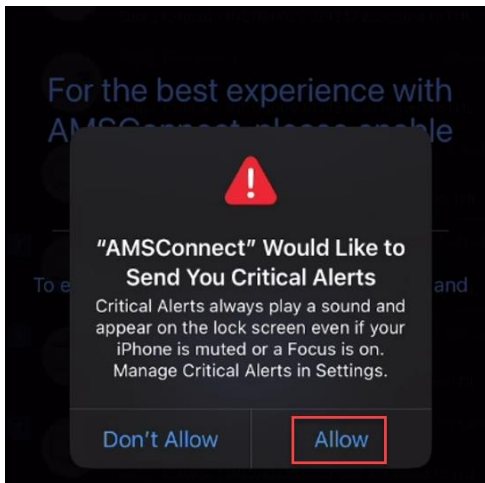
6. Approve DUO Push Notification.



7. Select **Allow** to receive Notifications from AMSCConnect.



8. Select **Allow** to receive Critical Alerts from AMSCConnect.



FOR MORE INFORMATION CONTACT:

- [Health System Help Desk](#) | Phone 913-945-9999 option 3 | [MyIT](#)